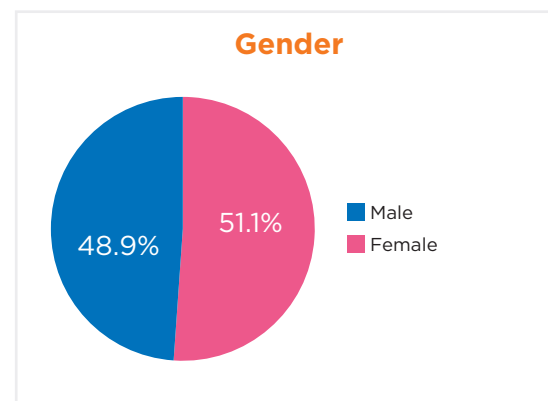
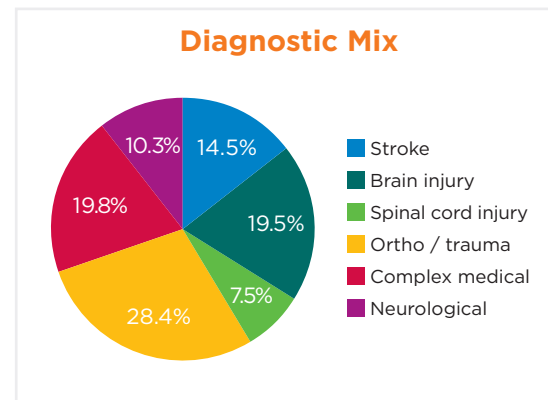


# Patient Outcomes

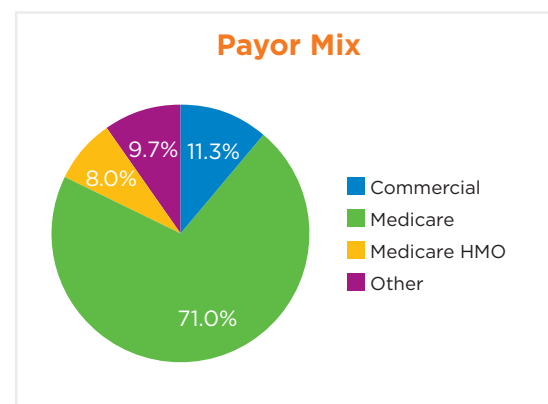
January - December 2020

	No. of patients	Average age	Average length of stay	Patient satisfaction
<b>Stroke</b>	475	73.3 years	15.9 days	90.2%
<b>Brain injury</b>	639	71.3 years	14.3 days	88.7%
<b>Spinal cord injury</b>	244	64.2 years	16.1 days	90.9%
<b>Orthopedic / trauma</b>	931	73.4 years	14.1 days	94.8%
<b>Complex medical</b>	647	74.8 years	13.3 days	91.0%
<b>Neurological</b>	338	68.9 years	13.5 days	93.8%
<b>Total/average</b>	<b>3,274</b>	<b>72.1 years</b>	<b>14.3 days</b>	<b>92.2%</b>



### Discharge Destination

	Home	Skilled nursing	Acute hospital	Other
<b>Stroke</b>	73.7%	12.8%	13.3%	0.8%
<b>Brain injury</b>	78.6%	7.7%	13.6%	0.1%
<b>Spinal cord injury</b>	73.8%	7.0%	17.6%	1.6%
<b>Orthopedic / trauma</b>	83.5%	9.8%	6.4%	0.3%
<b>Complex medical</b>	74.7%	8.5%	16.2%	0.6%
<b>Neurological</b>	81.4%	7.4%	11.0%	0.2%
<b>Total/average</b>	<b>78.2%</b>	<b>9.1%</b>	<b>12.1%</b>	<b>0.6%</b>



Every effort is made to provide an average of three hours of therapy per day, five days per week.